




SPEAKBOOK



Recorte esta parte.



Recorte esta parte.

Recorte esta parte.

sistema de comunicación no oral


acecent.re/speakbook

Speakbook 5th edition © 2011 Patrick Joyce, 2020 Ace Centre -
Traducción al Español, 2012



TRAINING PAGE

<p>☞ I'm too hot</p> <p>☞ I'm too cold</p> <p>☞ Cup of tea!</p> <p>☞ Cup of coffee!</p>	<p>☑ BED</p> <p>○ CLOTHING</p> <p>△ BATHTIME</p> <p>☐ MEALS</p>
---	---



<p>☞ I love you</p> <p>○ yes</p> <p>△ no</p> <p>☐ CAR</p>	<p>☑ COMFORT</p> <p>○ TOILET</p> <p>△ DRINKS</p> <p>☐ SPELL</p>
---	---

When you write in both columns, using the writing page, you can make your pages using the book once it has been made.

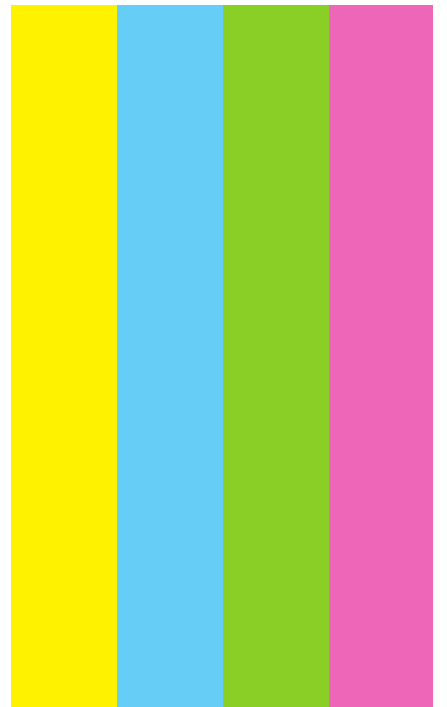




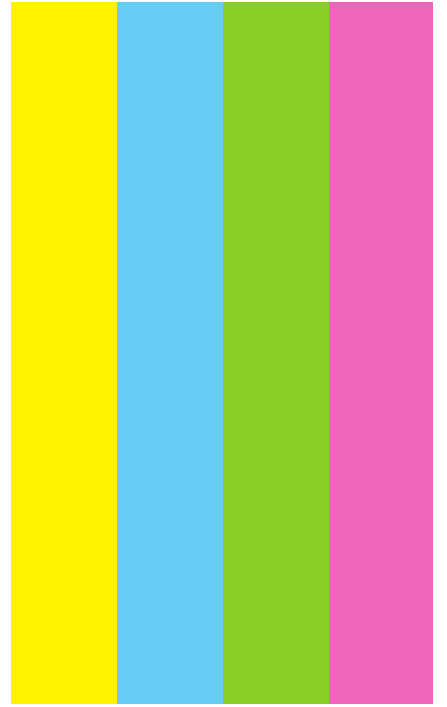


Cómo escribir en el speakbook





Lo que precisamente escriba en speakbook dependerá de sus necesidades concretas. Pero, escriba lo que escriba, es imprescindible que ambas caras de cada doble página desplegada tengan el mismo texto, puesto que son una imagen especular una de la otra (vea ejemplo anterior). ¿Hablan diferentes idiomas? Sin problemas, simplemente escriba en un idioma distinto por cada lado.

Recorte esta parte.



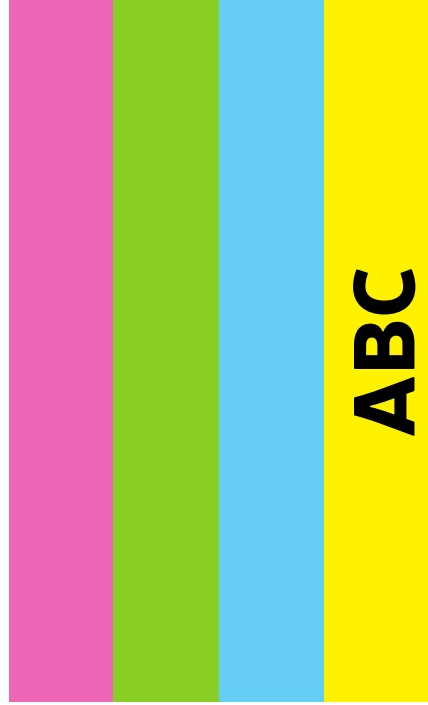



Recorte esta parte.





Recorte esta parte.



Recorte esta parte.



Recorte esta parte.

INICIO

A

B

C

D

E

F

G

H

I

J

K

L

M

N

Ñ

O

P

Q

R

S

T

U

V

X

Y

Z

1

2

3

4

5

6

7

8

9

INICIO

Ñ M

N

Q

P O

I H G

H

G

L

K

J

C

B

A

F

E

D

7

6

5

INICIO

9

8

1

Z

Y

4

3

2

T

S

R

X

V

U

Recorte esta parte.

Recorte esta parte.






Recorte esta parte.








ABC

INICIO



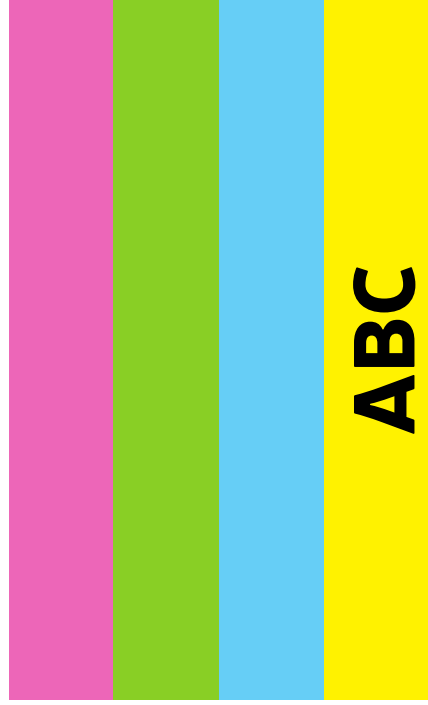


ABC





Recorte esta parte.






Recorte esta parte.


ABC






INICIO

INICIO



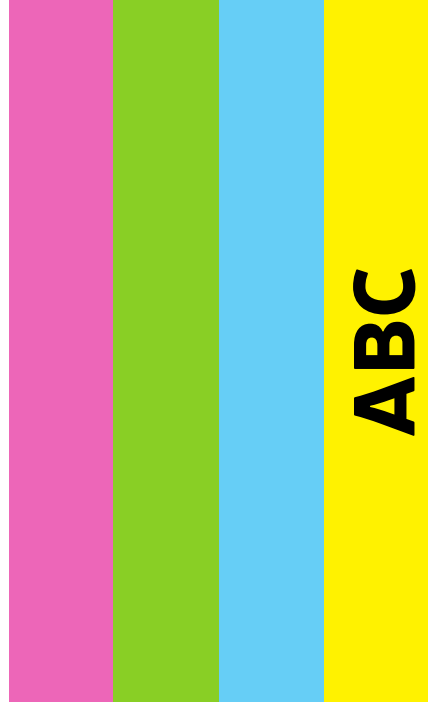


ABC






Recorte esta parte.




Recorte esta parte.





ABC





INICIO

INICIO



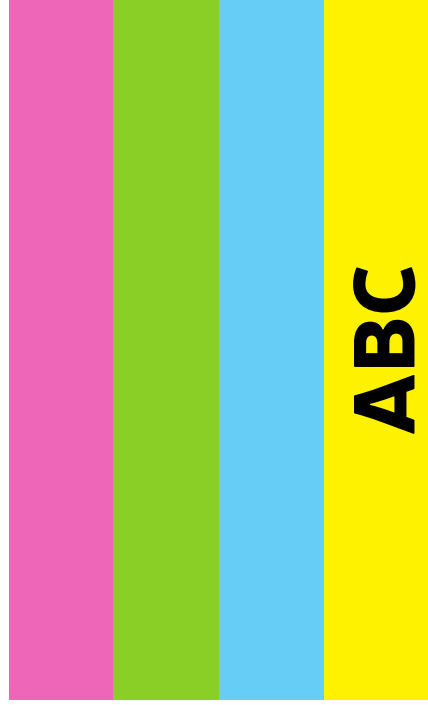



ABC





Recorte esta parte.






Recorte esta parte.



Recorte esta parte.







INICIO



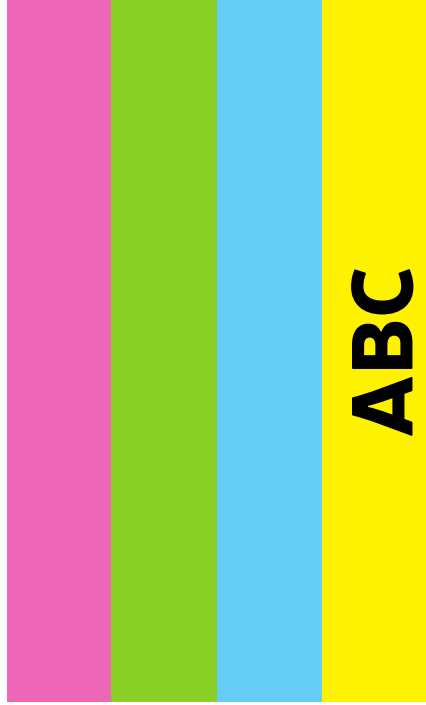



ABC





Recorte esta parte.






Recorte esta parte.




Recorte esta parte.







INICIO





ABC







Recorte esta parte.



ABC






INICIO


Recorte esta parte.








INICIO

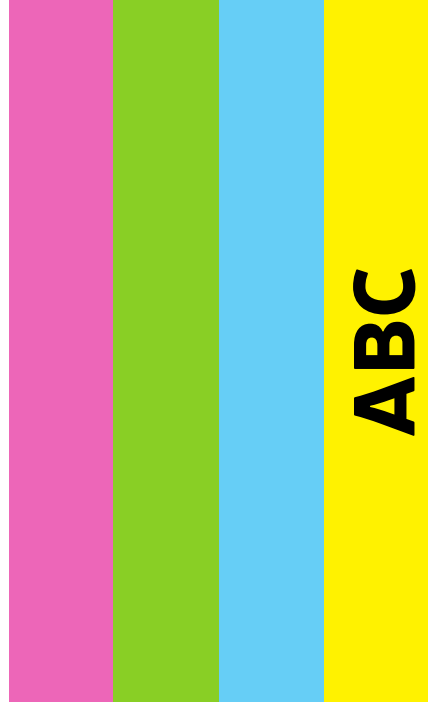


ABC







Recorte esta parte.



ABC




INICIO




Recorte esta parte.







INICIO

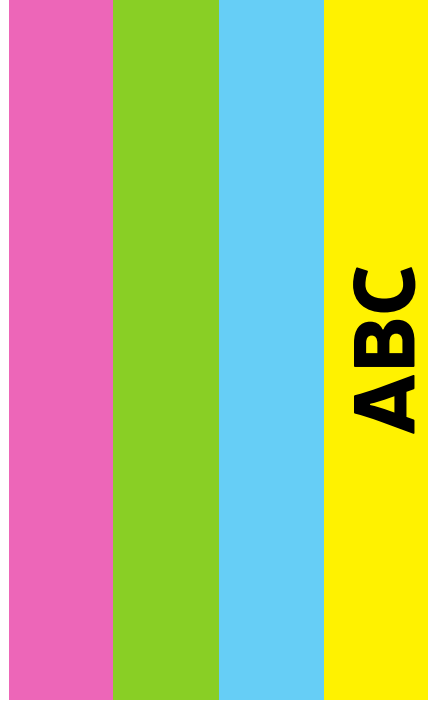



ABC






Recorte esta parte.



ABC






Recorte esta parte.







INICIO

INICIO



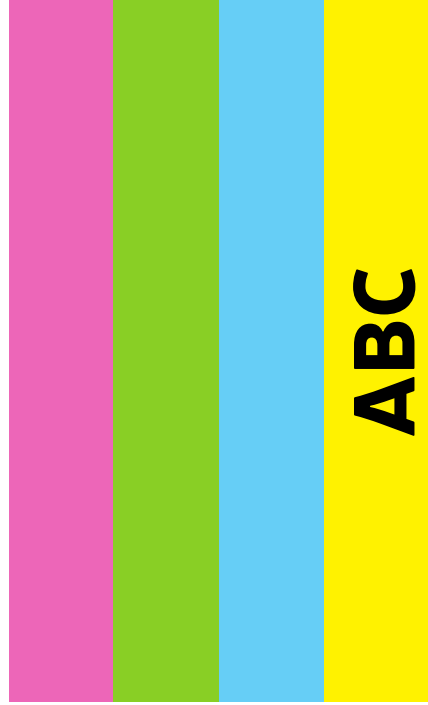



ABC





Recorte esta parte.



Recorte esta parte.



ABC

INICIO


Tengo calor

Tengo frío

!Taza de té!

!Un café!

PÁGINA DE
PRÁCTICAS




CÁMA

ROPA

BAÑARSE

COMIDAS



Te quiero


sí

no

COCHE

PÁGINA DE
PRÁCTICAS

Cuando aprenda la técnica básica con esta página, podrá escribir sus propias páginas utilizando las páginas en blanco.

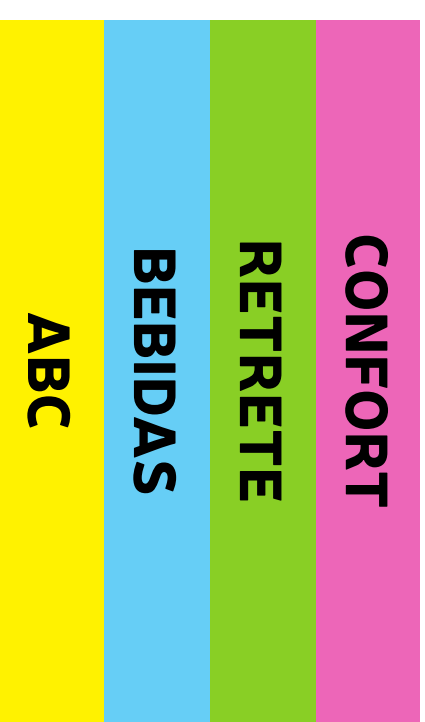


CONFORT

RETRETE

BEBIDAS

ABC




CAMA

ROPA

BAÑARSE

COMIDAS

PÁGINA DE
PRÁCTICAS




Tengo calor


Tengo frío

¡Taza de té!

¡Un café!



Recorte esta parte.




CONFORT

RETRETE

BEBIDAS

ABC



Te quiero

sí

no

COCHE

Cuando aprenda la técnica básica con esta página, podrá escribir sus propias páginas utilizando las páginas en blanco.

Recorte esta parte.

Recorte esta parte.



Deletreo con el dedo.

Si todavía puedes usar las manos, entonces esta página es para ti. Señalando con el dedo puedes deletrear palabras y frases a tu interlocutor. Las palabras de uso frecuente se escriben en las casillas en blanco. Al señalar la palabra "INICIO" le dice a su interlocutor que ahora quiere comunicarse con sus ojos con el libro principal.

@	€	%							
+	-	/				1	2	3	
X	=	?				4	5	6	
INICIO						7	8	9	
GRACIAS						♥	0	😊	
P	V	E	Q	S	Y	T	I	Ñ	O
A	R	D	F	G	H	J	K	L	Ñ
Z	X	C	SÍ	U	NO	B	N	M	